

Table of contents

| | |
|---|-----------|
| PRESENTATION | 2 |
| 1. Perception of neighbouring countries of the EU | 2 |
| 2. Awareness of countries neighbouring the EU | 4 |
| 3. Attitudes towards the EU's European Neighbourhood Policy | 5 |
| 3.1. Types of EU relationships with non – Member States | 5 |
| 3.2. Objectives of the European Neighbourhood Policy | 7 |
| 3.3. Perception of advantages and disadvantages of the European Neighbourhood Policy | 9 |
| 3.3.1 Political aspects of the European Neighbourhood Policy | 9 |
| 3.3.2 Social aspects of the European Neighbourhood Policy | 10 |
| 3.3.3 Economic aspects of the European Neighbourhood Policy | 11 |
| CONCLUSION | 13 |
| ANNEXES | |
| Tables | |
| Technical note | |
| Questionnaire | |

PRESENTATION

The European Union and its Member States share a common history and many common interests with their neighbours. The recently developed European Neighbourhood Policy (2003) provides an opportunity for close, privileged relations with these countries, especially in political and economic terms. Its main objective is to increase the mutual prosperity, stability and security of the EU and neighbouring countries.

The External Relations Directorate-General of the European Commission commissioned a poll on EU citizens' awareness of countries neighbouring the EU and their attitudes towards EU relations with these countries. Interviews were conducted face-to-face in people's homes, in their national language, between May 5 and June 11, 2006. The countries surveyed include the twenty-five Member States of the European Union, the two acceding countries (Bulgaria and Romania), two candidate countries (Croatia and Turkey) as well as the Turkish Cypriot Community (TCC). In the annex, a technical note details the interview techniques used by the institutes of the TNS Opinion & Social network, as well as statistical levels of confidence.

1. Perception of neighbouring countries of the EU

- Most EU citizens regard countries which share a land border with the EU as neighbours of the EU -

Questionnaire source: QA4¹

The map below shows the countries covered by the European Neighbourhood Policy (ENP). Some immediately border the EU while others share either maritime or land borders with present candidate countries. Respondents were asked about **their perception** of whether these countries can be considered neighbours of the EU.

¹ QA4a For each of the following countries, please tell me if you consider it to be a neighbour of the European Union.

1. Armenia 2. Egypt 3. Israel 4. Jordan 5. Moldova 6. Morocco 7. Palestinian Territories (the Gaza strip and the West Bank) 8. Tunisia 9. Ukraine

QA4b And what about these countries, please tell me if you consider it to be a neighbour of the European Union.

1. Algeria 2. Belarus 3. Georgia 4. Kazakhstan 5. Lebanon 6. Libya 7. Russia 8. Syria



The majority of EU citizens consider the Ukraine (58%), Russia (57%) and Belarus (50%) – all of which now share a land border with the EU - to be neighbours.

At the country level, geographical proximity, especially sharing common borders, appears to have the greatest influence on respondents' answers. Furthermore, historical relations and emotional or personal links (such as travelling to countries or meeting immigrants) may also influence opinions.

Since both Cyprus and Malta are islands in the Mediterranean, it is not surprising that a higher proportion of respondents there, compared to the EU average, perceive countries at the south-east end of the Mediterranean Sea to be neighbours. As might be expected, shared maritime borders also influence perceptions.

It is also interesting to note, that despite the geographical proximity of Spain and Morocco, less than half of Spanish respondents (44%) consider Morocco to be a neighbouring country of the EU. On the other hand, a significant proportion of French respondents perceive Maghreb countries to be neighbours.

2. Awareness of countries neighbouring the EU

- The majority of EU citizens are interested in the EU's neighbouring countries and they consider EU relations with these countries to be good -

Questionnaire source: QA3²

Regarding citizens' personal experience with neighbouring countries' nationals, the survey shows that almost a third (30%) of respondents have met someone from Morocco, almost a quarter have met someone from the Ukraine (23%) and more than a fifth have met a Tunisian (22%). 36%, however, have not met anyone from the countries listed in the questionnaire.

Due to historical and geographical reasons, considerably more citizens from the EU15 have met people from Maghreb countries: Morocco (36%), Tunisia (25%) and Algeria (21%) than respondents from the ten new Member States (Morocco 3%, Tunisia 4% and Algeria 3%).

On the other hand, compared to EU15 figures (Ukraine 19% and Belarus 13%), a higher proportion of citizens from new Member States have encountered Ukrainians (40%) and Belarusians (18%).

Less respondents in the 10 new Member States have met people from countries neighbouring the EU than those living in the EU15 (answer "none of these" NMS:45% vs. EU15:34%), probably due to lower levels of immigration and fewer opportunities to travel due to lower incomes. Furthermore, it is worth remembering that a significant number of respondents from Eastern Europe could not travel easily before the fall of the Iron Curtain.

Questionnaire source: QA10³

A slight majority of the EU population (51%) is interested in what is happening in neighbouring countries of the EU; a significant minority (48%), however, has little or no interest. Only 1% of the respondents answered "don't know" to this question.

Questionnaire source: SD1⁴

Some 68% of EU citizens consider the EU's relations with neighbouring countries to be good, 14% perceive them to be bad and 14% could not answer this question.

Furthermore, it is encouraging that 80% of interviewees who claim to be interested in developments in neighbouring countries (and are presumably therefore better informed) feel the EU's relationship with these countries is good. This proportion falls to 57% among those with little or no interest in such issues.

² QA3 Have you ever met anyone from the following countries? (MULTIPLE ANSWERS POSSIBLE)

³ QA10 How interested are you in what is happening in countries neighbouring the European Union? Are you...?

⁴ SD1 In general, would you say that the European Union has very good, fairly good, fairly bad or very bad relations with neighbouring countries?

3. Attitudes towards the EU's European Neighbourhood Policy

Questionnaire source: QA7⁵

Given the specific nature of this policy area, a low but significant number of respondents (18%) claim to have heard of the European Neighbourhood Policy. Unsurprisingly, for the great majority (82%) of respondents this topic is unfamiliar.

A striking finding from the country by country analysis is that a majority of Latvian respondents (51%) are aware of the European Neighbourhood Policy (ENP). This is perhaps due to the country's intensive relations with neighbouring Russia (despite the fact that the EU does not cooperate with Russia within the framework of the ENP but through a separate Strategic Partnership). Furthermore, respondents in Malta (39%), Luxembourg (37%), Bulgaria (35%), Austria (34%), Lithuania (33%) and Germany (32%) also showed high awareness of this policy area.

3.1. Types of EU relationships with non – Member States

- There is support for enlargement and for specific relations with neighbouring countries –

This questionnaire sought to explore citizens' attitudes towards possible types of relations between the EU and non-Member States in three hypothetical perspectives: enlargement, cooperation within a special policy framework such as the ENP, or no special relationship.

Questionnaire source: QA5⁶

In contrast to the Standard Eurobarometer survey outcome (45% for enlargement vs. 42% against)⁷ **a striking majority (72%) of EU citizens would agree with further enlargement provided the process does not go too fast.** On the other hand, one in five (21%) would disagree even if future enlargement was at a slower pace. Considering the discrepancy between these two results (27 percentage points) and the additional condition (concerning the speed of enlargement) added to this survey, we can assume that more EU citizens would agree with the idea of enlargement if they perceived that the process was moving at an acceptable speed.

Over two thirds of the EU population (70%) agree that, in parallel to the ongoing enlargement process, the EU should offer other neighbouring countries a different type of relationship which falls short of full

⁵ QA7 Have you ever heard of the European Neighbourhood Policy?

⁶ QA5 Please tell me, for each of the following statements, if you agree or disagree with it.

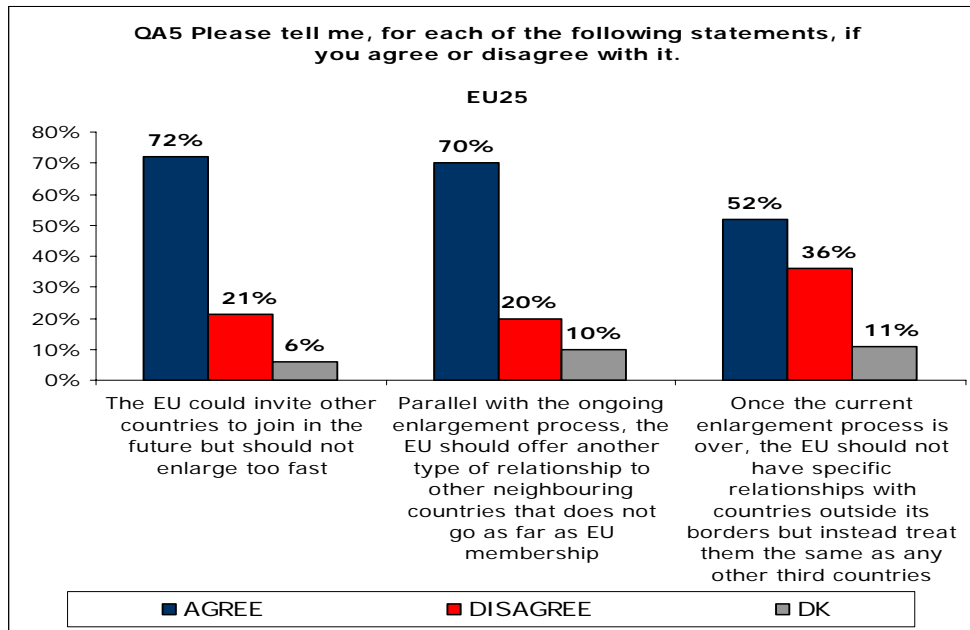
1. The EU could invite other countries to join in the future but should not enlarge too fast
 2. Parallel with the ongoing enlargement process, the EU should offer another type of relationship to other neighbouring countries that does not go as far as EU membership
 3. Once the current enlargement process is over, the EU should not have specific relationships with countries outside its borders but instead treat them the same as any other third countries

⁷ Standard Eurobarometer Spring 2006: QA30 What is your opinion on each of the following statements? Please tell me for each statement, whether you are for it or against it.

4. Further enlargement of the European Union to include other countries in future years.

membership. Only a fifth (20%) of respondents opposes this idea while 10% cannot form an opinion.

Surprisingly, European public opinion appears more divided (only 16 percentage points difference between the two views) when it comes to the question of whether the EU should treat neighbouring countries in the same way as any other third countries, once the current enlargement is over: without questioning the ongoing enlargement process, the majority of those surveyed (52%) consider that the EU should not treat its neighbours differently from any other countries, once the current enlargement process is completed. More than one in three respondents (36%) disagrees with this suggestion and 11% say they “don’t know”.



Analysis of country by country results reveals no striking differences compared to the overall EU picture. However, opposition to the concept of special relationships with surrounding countries does vary between countries.

Cypriots are the strongest supporters (77%) of a specific EU relationship with neighbouring countries falling short of EU membership. Moreover 43% of Cypriot respondents “totally agree” with the establishment of such relations.

Conversely, more than a quarter of Dutch (29%), Czech (28%) German (27%) and Turkish (27%) respondents oppose the idea of special EU relationships with surrounding countries.

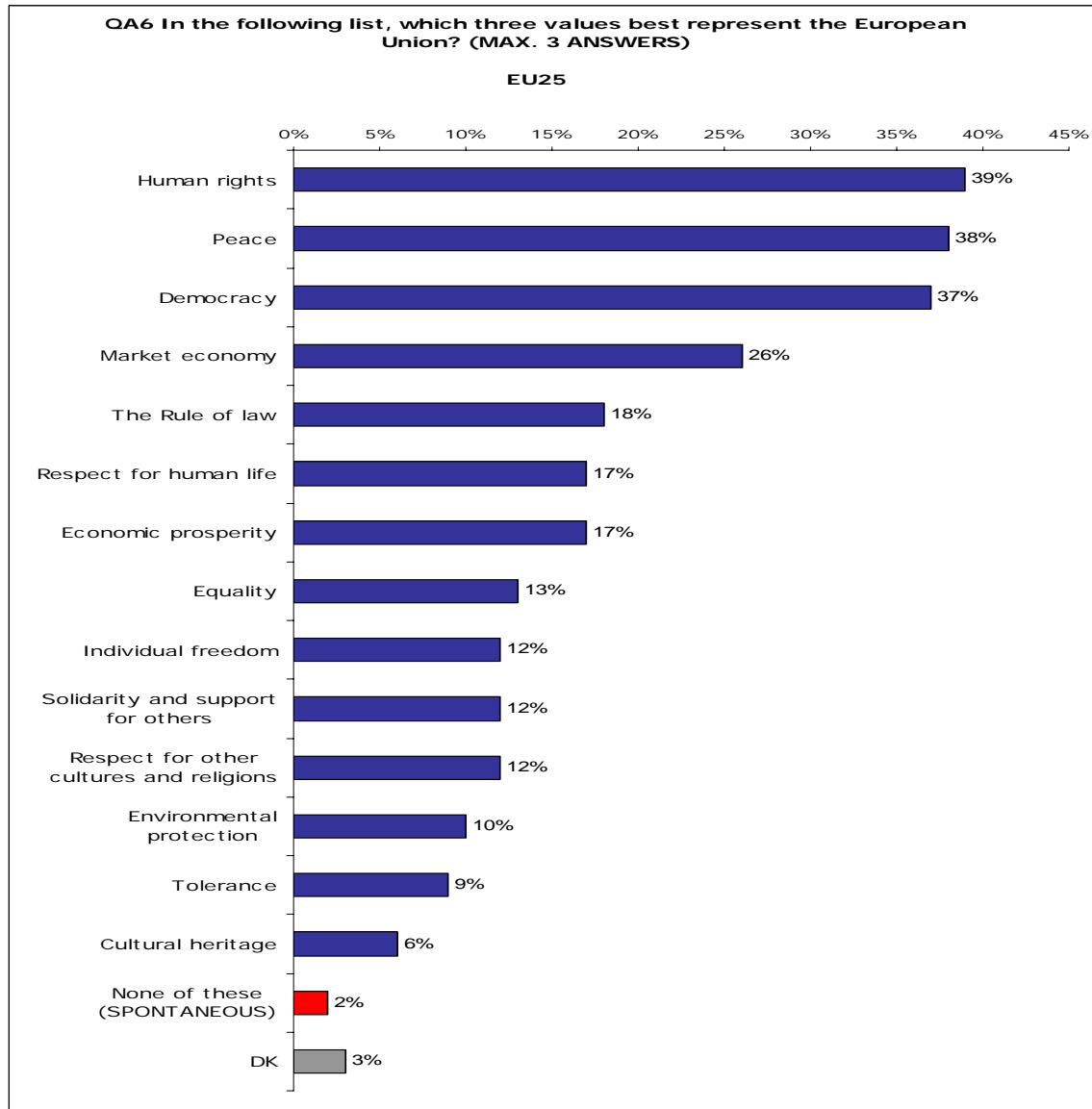
With the exception of Denmark (disagree: 55% vs. 42%), Germany (disagree: 51% vs. 44%), Luxembourg (disagree: 47% vs. 46%) and Turkey (disagree: 44% vs. 37%), a majority in each country surveyed consider that when the current enlargement process ends the EU should not maintain specific relationships with countries outside its borders. This is particularly the case among Czech (69%), Slovak (65%) and Swedish (65%) respondents.

3.2. Objectives of the European Neighbourhood Policy

- Human rights, peace and democracy best represent EU values-

Since the European Neighbourhood Policy (ENP) is based on the concept of shared values and common interests which should ensure mutual prosperity, stability and security,⁸ this chapter first examines how EU citizens perceive the values of the EU, then it looks at concrete fields of cooperation between the EU and its neighbours.

Questionnaire source: QA6⁹



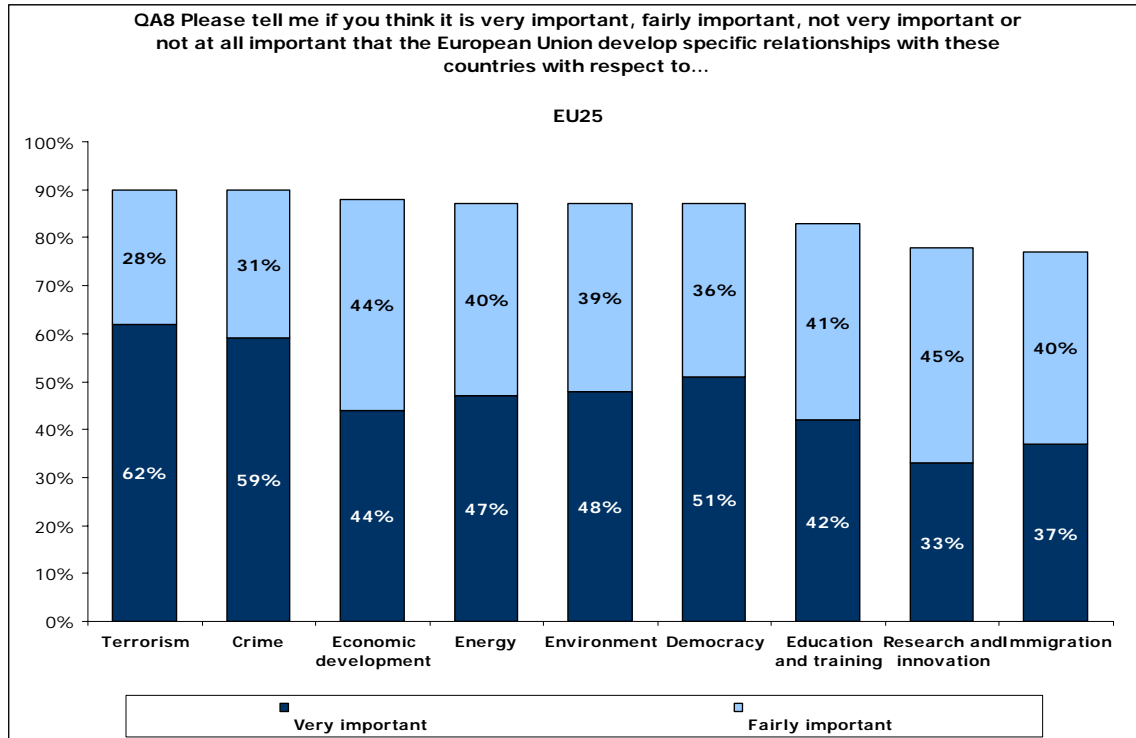
Across the EU, a significant number of citizens consider human rights (39%), peace (38%) and democracy (37%) as the values that best represent the EU. For many of those surveyed (26%), the market economy is also an important value.

⁸ http://ec.europa.eu/world/enp/faq_en.htm#1.3

⁹ QA6 In the following list, which three values best represent the European Union? (MAX. 3 ANSWERS)

- Citizens of the EU25 strongly support cooperation in specific areas between the EU and its neighbours –

Questionnaire source: QA8¹⁰



An overwhelming majority of EU citizens find the issues mentioned in the survey to be important in terms of developing specific relationships with neighbouring countries.

It appears that interviewees are concerned about their security and hence attach enormous significance to cooperation on terrorism (90%) and crime (90%) with countries bordering the EU.

Other issues which respondents consider to be key areas for cooperation include economic development (88%), energy (87%), environment (87%) and democracy (87%).

Of the nine issues included in the survey, interviewees regard specific relationships in the fields of education and training (83%), research and innovation (78%) and immigration (77%) as the least important.

The low “don’t know” rates recorded in responses suggests that respondents have no difficulties to form an opinion on these issues.

¹⁰ QA8 For each of the following areas, please tell me if you think it is very important, fairly important, not very important or not at all important that the European Union develop specific relationships with these countries (see map on page 3) with respect to...

1. Immigration; 2. Environment; 3. Energy; 4. Research and innovation; 5. Democracy; 6. Crime; 7. Economic development; 8. Education and training; 9. Terrorism

3.3. Perception of advantages and disadvantages of the European Neighbourhood Policy

3.3.1 Political aspects of the European Neighbourhood Policy

- A broad majority of EU citizens believe that EU assistance to neighbouring countries can serve to extend peace and democracy beyond the EU's borders -

Values of the European Union

Questionnaire source: QA9a.1¹¹

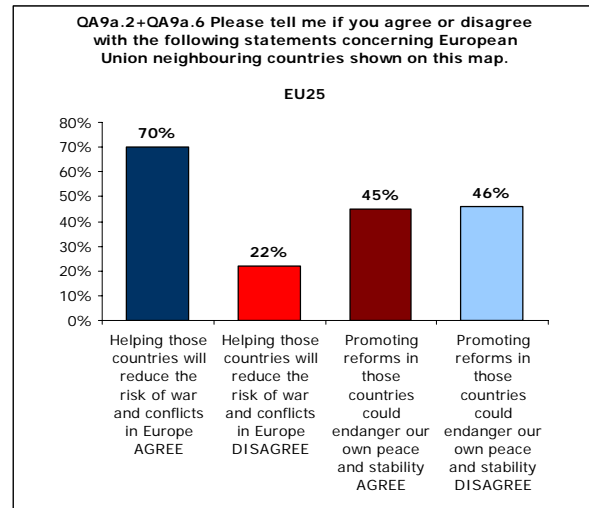
Sharing common values with neighbouring countries could simplify relations and pave the way towards agreements as it brings cultures closer together. It is not, however, a precondition of effective cooperation and working together efficiently.

About 60% of those surveyed think that neighbouring countries of the EU do not share the same values as the European Union. Conversely, almost a third of respondents (31%) believe in the existence of a community of values which the EU shares with the neighbouring countries listed in the survey.

Questionnaire source: QA9a.2 and QA9a.6¹²

Some 70% of the EU population believe EU assistance to neighbouring countries will reduce the risk of war and conflicts in Europe; 22% do not agree.

However, opinion is extremely divided when it comes to the possible consequences of EU involvement in the internal affairs of neighbouring countries. Although a slim majority (46%) does not believe that promoting reforms in surrounding countries could the EU's endanger peace and stability, 45% think that EU-sponsored reforms in these countries could pose a danger to their own security.



It should also be noted however, that the wording "could endanger" implies a potential rather than a definite threat.

¹¹ QA9a Please tell me if you agree or disagree with each of the following statements concerning European Union neighbouring countries shown on this map. (see page 3)

1. Those countries share most of our values

¹² QA9a Please tell me if you agree or disagree with each of the following statements concerning European Union neighbouring countries shown on this map. (see page 3)

2. Helping those countries will reduce the risk of war and conflicts in Europe

6. Promoting reforms in those countries could endanger our own peace and stability

Questionnaire source: QA9a.3¹³

With regard to extending democracy towards neighbouring countries, 77% of respondents living in the EU consider that the EU can fulfil this role where necessary; 16% do not agree and 7% have no opinion on the issue.

EU citizens' perceptions of cooperation with neighbours

Questionnaire source: QA9a.7¹⁴

The majority of the EU citizens (52%) believe that neighbouring countries are willing to cooperate with the EU in order to introduce internal reforms. One in three respondents (33%) does not consider structural reforms to be the main objectives of neighbouring countries when working with the Union and 15% could not form an opinion on this topic.

Questionnaire source: QA9a.5¹⁵

In the event of a neighbouring country being unwilling to make progress on reforms, a majority of respondents (64%) believe the EU should reduce its relations with the country in question. 28% disagree with this proposal.

A majority in all countries surveyed believe that the EU should reduce its relations if neighbouring countries are unwilling to make progress. The strongest support for this statement is in Austria (79%) and Luxembourg (73%).

3.3.2 Social aspects of the European Neighbourhood Policy

- 64% of EU citizens expect illegal immigration into the EU to decrease as a result of close cooperation with neighbouring countries -

Questionnaire source: QA9a.4¹⁶

The majority (64%) of EU citizens believe that close cooperation with neighbouring countries will reduce illegal immigration in the EU. 28%, however, disagree with this idea.

Most Finnish respondents (76%) believe that close working relationships with EU neighbours will have a positive impact on reducing illegal immigration while Germans (40%) and Austrians (37%) are less convinced.

¹³ QA9a Please tell me if you agree or disagree with each of the following statements concerning European Union neighbouring countries shown on this map. (see page 3)

3. The EU can help, where necessary, to promote democracy in those countries

¹⁴ QA9a Please tell me if you agree or disagree with each of the following statements concerning European Union neighbouring countries shown on this map. (see page 3)

7. The majority of those countries are willing to co-operate with the EU to reform themselves

¹⁵ QA9a Please tell me if you agree or disagree with each of the following statements concerning European Union neighbouring countries shown on this map. (see page 3)

5. The EU should reduce its relations with the neighbouring countries that show no willingness to progress

¹⁶ QA9a Please tell me if you agree or disagree with each of the following statements concerning European Union neighbouring countries shown on this map. (see page 3)

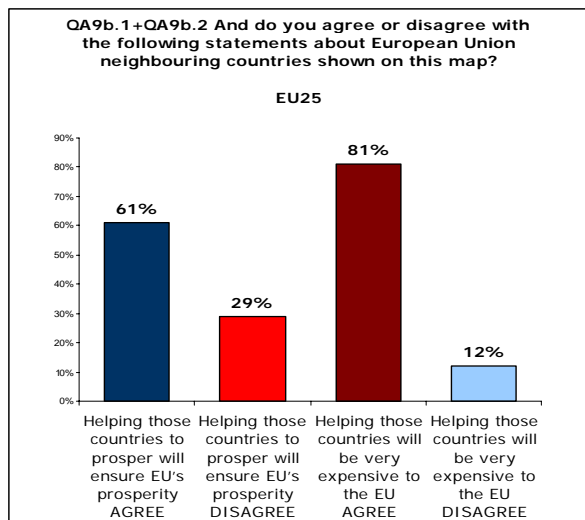
4. Working closely with those countries will reduce illegal immigration into the EU

3.3.3 Economic aspects of the European Neighbourhood Policy

- Most EU citizens believe in the mutual economic benefits of the European Neighbourhood Policy but have concerns about potential high costs –

This chapter explores whether respondents perceive the opportunities implied in the European Neighbourhood Policy (ENP) as a win-win situation for both the European Union and for neighbouring countries.

Questionnaire source: QA9b.1 and QA9b.2¹⁷



A broad majority of EU citizens (61%) believe that the European Neighbourhood Policy can produce mutual benefits. 29%, however, do not see any link between increasing prosperity in neighbouring countries through EU assistance and the EU's own prosperity.

Although respondents recognise the possible mutual benefits of cooperation with neighbouring countries, their concern about potentially high costs for the EU is striking (81%). Only 12% of those surveyed do not consider the potential costs of EU assistance to be high.¹⁸

Cross-tabulation provides an interesting finding: 61% of those who consider that EU aid would be expensive also acknowledge that it would benefit the EU. They may view EU support to neighbouring countries as a kind of high-cost investment which will lead to prosperity. Among those who do not expect high costs, this proportion rises to 73%.

¹⁷ QA9b And do you agree or disagree with each of the following statements about European Union neighbouring countries shown on this map? (see page 3)

1. Helping those countries to prosper will ensure EU's prosperity
2. Helping those countries will be very expensive to the EU

¹⁸ For the period 2000-2006 EC assistance to the countries of the European Neighbourhood Policy amounted to approximately €5.3 billion for southern neighbours and €3.1 billion for eastern neighbours, as well as approximately €2.5 billion in European Investment Bank lending. From 2007 onwards, as part of the reform of EC assistance instruments, there will be a single funding instrument – the European Neighbourhood and Partnership Instrument – with a budget of almost €12 billion, a 32% increase in real terms. Funds allocated to individual country programmes depend on their needs and absorption capacity as well as their implementation of agreed reforms.

See http://ec.europa.eu/world/enp/funding_en.htm

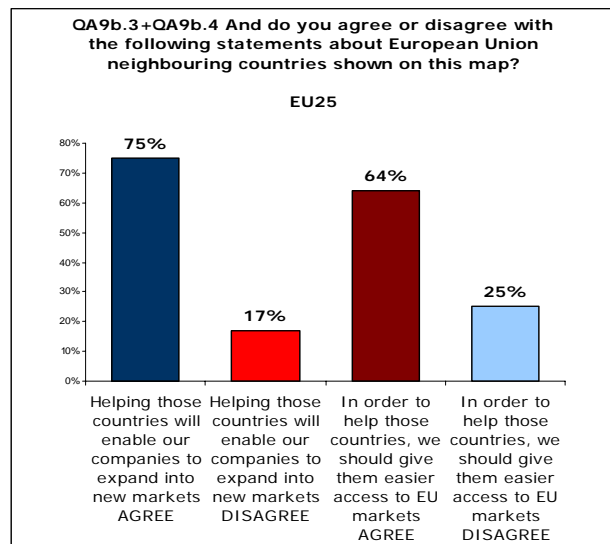
Looking at the country results, it must be noted that Germany is the only country where a relative majority (49% vs. 47%) doubts that the EU will derive benefits from helping neighbouring countries towards prosperity. At the other end of the scale, we find that Belgians (72%), Danes (72%) and Italians (72%) see the EU's relationship with neighbouring countries, in this context, as a win-win situation.

In all countries polled, a large majority of respondents expressed concern about the perceived high cost of EU assistance to neighbouring countries. Nevertheless there are some significant differences: Czechs and Germans (both 93%) are the most convinced that the costs will be very high. On the other hand far less Spaniards (58%) share this view. This can be partly explained by the high rate of Spaniards who do not have an opinion on this matter (22%). Regarding the results of the candidate countries, we can also notice a considerable difference between the number of Croats (75%) and Turks (53%) who believe that EU aid would be costly.

Questionnaire source: QA9b.3 and QA9b.4¹⁹

Expanding the current market is in the interest of both the EU and its surrounding countries.

EU citizens' attitudes towards a mutual extension of the current market are viewed somewhat differently to other areas of cooperation. On the one hand, 75% see an opportunity for gaining new markets for national and EU-based companies through lending support to neighbouring countries. Despite this, 64% (11 percentage points less) agree with simultaneously offering those countries easier access to EU markets. This reaction could be explained by their fears for their own economic situations and a wish to be shielded from adverse economic developments beyond their control.



Country by country analysis shows a relatively homogenous picture for both questions concerning market access. In every country surveyed, the majority of respondents agree that markets should be expanded in both directions but levels of opposition to offering simultaneous access to EU markets varies.

¹⁹ QA9b And do you agree or disagree with each of the following statements about European Union neighbouring countries shown on this map? (see page 3)

3. Helping those countries will enable our companies to expand into new markets

4. In order to help those countries, we should give them easier access to EU markets

CONCLUSION

In general, **EU citizens are reasonably aware of countries outside the EU.**

EU citizens' awareness of neighbouring countries is probably influenced by several factors, particularly geographical proximity, immigration and tourism. They primarily perceive countries which share a land border with the EU as neighbours, namely the Ukraine, Russia and Belarus.

As regards the types of relations between the EU and neighbouring countries, **almost three quarters (72%) of EU citizens would agree with further enlargement of the EU, provided the process does not happen too fast.** A similar proportion (70%) also supports the development of special relationships, in parallel with the current enlargement, that do not go as far as EU membership. European public opinion is, however, more divided over whether the EU should treat neighbouring countries in the same way as any other third countries after the current enlargement process (52% the same way vs. 36% not the same way).

EU citizens consider all subjects covered by the survey (**economic development, energy, environment, democracy, education and training, research and innovation and immigration**) to be **important** areas for cooperation between the EU and its neighbours. Above all, respondents put **particular emphasis on cooperation in fighting terrorism and organised crime**: for almost two thirds of EU citizens these issues are very important.

EU citizens tend to have a positive perception of relations with neighbouring countries. Although about 60% of respondents think these countries do not share the same values as the EU, they still believe **that cooperation will bring mutual benefits.** In political terms, the broad majority consider that EU assistance to its neighbours can serve to **extend peace and democracy beyond the borders of the Union.** Concerning social aspects, two thirds of respondents believe that close cooperation with neighbouring countries will **reduce illegal immigration** into the EU. Finally, EU citizens generally think that economic cooperation with these neighbours will **increase mutual prosperity** and will **open new markets** for both parties. However, quite a considerable number of respondents are worried about the potential high costs of this policy.

To sum up, although only one in five EU citizens have heard of the European Neighbourhood Policy, there is **broad support for developing specific relationships** with neighbouring countries in parallel to the ongoing enlargement process. A majority of the EU25 population sees such relationships as a **win-win situation**, despite concerns about the potential high costs of cooperation. Encouraging and supporting reforms in neighbouring countries is **expected to bring benefits to the EU's neighbours** in terms of economic and social development, as well as good governance. On the other hand, it is expected that promoting stability and a favourable economic environment, as well as the mutual opening of markets, will also **contribute to prosperity in the EU.** The overall benefits could thus exceed the 'investment' costs. An even more significant aspect of these relations is the possibility to **work together to tackle mutual problems** such as security (terrorism and organised crime), environmental protection and energy supplies.

ANNEXES

Technical specifications

SPECIAL EUROBAROMETER N° 259

“European Neighbourhood Policy”

TECHNICAL SPECIFICATIONS

Between the 5th of May and the 11th of June 2006, TNS Opinion & Social, a consortium created between Taylor Nelson Sofres and EOS Gallup Europe, carried out wave 65.3 of the EUROBAROMETER, on request of the EUROPEAN COMMISSION, Directorate-General Communication, Unit: “Opinion Polls and Media Monitoring”.

The SPECIAL EUROBAROMETER N°259 is part of wave 65.3 and covers the population of the respective nationalities of the European Union Member States, resident in each of the Member States and aged 15 years and over. The EUROBAROMETER 65.3 has also been conducted in the two acceding countries (Bulgaria and Romania) and in the two candidate countries (Croatia and Turkey) and in the Turkish Cypriot Community. In these countries, the survey covers the national population of citizens of the respective nationalities and the population of citizens of all the European Union Member States that are residents in those countries and have a sufficient command of one of the respective national language(s) to answer the questionnaire. The basic sample design applied in all states is a multi-stage, random (probability) one. In each country, a number of sampling points was drawn with probability proportional to population size (for a total coverage of the country) and to population density.

In order to do so, the sampling points were drawn systematically from each of the “administrative regional units”, after stratification by individual unit and type of area. They thus represent the whole territory of the countries surveyed according to the EUROSTAT NUTS II (or equivalent) and according to the distribution of the resident population of the respective nationalities in terms of metropolitan, urban and rural areas. In each of the selected sampling points, a starting address was drawn, at random. Further addresses (every Nth address) were selected by standard “random route” procedures, from the initial address. In each household, the respondent was drawn, at random (following the “closest birthday rule”). All interviews were conducted face-to-face in people’s homes and in the appropriate national language. As far as the data capture is concerned, CAPI (*Computer Assisted Personal Interview*) was used in those countries where this technique was available.

| ABBREVIATIONS | COUNTRIES | INSTITUTES | N° INTERVIEWS | FIELDWORK DATES | | POPULATION 15+ |
|---------------|-----------------------|-----------------------------------|------------------|--------------------|------------|-------------------|
| BE | Belgium | TNS Dimarso | 1.057 | 08/05/2006 | 05/06/2006 | 8.598.982 |
| CZ | Czech Rep. | TNS Aisa | 1.110 | 06/05/2006 | 26/05/2006 | 8.571.710 |
| DK | Denmark | TNS Gallup DK | 1.021 | 08/05/2006 | 08/06/2006 | 4.380.063 |
| DE | Germany | TNS Infratest | 1.529 | 10/05/2006 | 06/06/2006 | 64.174.295 |
| EE | Estonia | Emor | 1.000 | 06/05/2006 | 05/06/2006 | 887.094 |
| EL | Greece | TNS ICAP | 1.000 | 05/05/2006 | 05/06/2006 | 8.674.230 |
| ES | Spain | TNS Demoscopia | 1.006 | 06/05/2006 | 06/06/2006 | 35.882.820 |
| FR | France | TNS Sofres | 1.034 | 10/05/2006 | 07/06/2006 | 44.010.619 |
| IE | Ireland | TNS MRBI | 1.000 | 08/05/2006 | 08/06/2006 | 3.089.775 |
| IT | Italy | TNS Abacus | 1.024 | 08/05/2006 | 01/06/2006 | 49.208.000 |
| CY | Rep. of Cyprus | Synovate | 505 | 09/05/2006 | 01/06/2006 | 552.213 |
| CY(tcc) | Turkish Cypriot Comm. | KADEM | 500 | 05/05/2006 | 01/06/2006 | 157.101 |
| LV | Latvia | TNS Latvia | 1.002 | 09/05/2006 | 11/06/2006 | 1.394.351 |
| LT | Lithuania | TNS Gallup Lithuania | 1.025 | 05/05/2006 | 04/06/2006 | 2.803.661 |
| LU | Luxembourg | TNS ILReS | 501 | 05/05/2006 | 02/06/2006 | 367.199 |
| HU | Hungary | TNS Hungary | 1.002 | 05/05/2006 | 29/05/2006 | 8.503.379 |
| MT | Malta | MISCO | 500 | 05/05/2006 | 03/06/2006 | 322.917 |
| NL | Netherlands | TNS NIPO | 1.020 | 11/05/2006 | 05/06/2006 | 13.242.328 |
| AT | Austria | Österreichisches Gallup-Institute | 1.011 | 09/05/2006 | 31/05/2006 | 6.679.444 |
| PL | Poland | TNS OBOP | 1.000 | 13/05/2006 | 05/06/2006 | 31.610.437 |
| PT | Portugal | TNS EUROTESTE | 1.000 | 05/05/2006 | 31/05/2006 | 8.080.915 |
| SI | Slovenia | RM PLUS | 1.009 | 10/05/2006 | 06/06/2006 | 1.663.869 |
| SK | Slovakia | TNS AISA SK | 1.103 | 10/05/2006 | 26/05/2006 | 4.316.438 |
| FI | Finland | TNS Gallup Oy | 1.013 | 05/05/2006 | 05/06/2006 | 4.279.286 |
| SE | Sweden | TNS GALLUP | 1.006 | 10/05/2006 | 07/06/2006 | 7.376.680 |
| UK | United Kingdom | TNS UK | 1.337 | 05/05/2006 | 05/06/2006 | 47.685.578 |
| BG | Bulgaria | TNS BBSS | 1.031 | 05/05/2006 | 18/05/2006 | 6.695.512 |
| RO | Romania | TNS CSOP | 1.007 | 05/05/2006 | 04/06/2006 | 18.145.036 |
| HR | Croatia | Puls | 1.000 | 08/05/2006 | 31/05/2006 | 3.682.826 |
| TR | Turkey | TNS PIAR | 1.002 | 09/05/2006 | 02/06/2006 | 47.583.830 |
| TOTAL | | | 29.355 | 05/05/2006 | 11/06/2006 | 442.620.588 |

For each country a comparison between the sample and the universe was carried out. The Universe description was derived from Eurostat population data or from national statistics offices. For all countries surveyed, a national weighting procedure, using marginal and intercellular weighting, was carried out based on this Universe description. In all countries, gender, age, region and size of locality were introduced in the iteration procedure. For international weighting (i.e. EU averages), TNS Opinion & Social applies the official population figures as provided by EUROSTAT or national statistic offices. The total population figures for input in this post-weighting procedure are listed above.

Readers are reminded that survey results are estimations, the accuracy of which, everything being equal, rests upon the sample size and upon the observed percentage. With samples of about 1,000 interviews, the real percentages vary within the following confidence limits:

| | | | | | |
|-----------------------------|--------------|--------------|--------------|--------------|--------------|
| Observed percentages | 10% or 90% | 20% or 80% | 30% or 70% | 40% or 60% | 50% |
| Confidence limits | ± 1.9 points | ± 2.5 points | ± 2.7 points | ± 3.0 points | ± 3.1 points |

Questionnaire

A your survey number

EB65.2 A

B country code

EB65.2 B

C our survey number

EB65.2 C

D Interview number

EB65.2 D

SPLIT ONLY FOR BG, HR, RO and TR

E SPLIT BALLOT

| | |
|---|---|
| A | 1 |
| B | 2 |

EB65.2 E

A votre numéro d'étude

EB65.2 A

B code pays

EB65.2 B

C notre numéro d'étude

EB65.2 C

D numéro de l'interview

EB65.2 D

SPLIT UNIQUEMENT POUR BG, HR, RO and TR

E SPLIT BALLOT

| | |
|---|---|
| A | 1 |
| B | 2 |

EB65.2 E

ASK ITEM 26 ONLY IN BULGARIA

ASK ITEM 27 ONLY IN ROMANIA

ASK ITEM 28 ONLY IN TURKEY

ASK ITEM 29 ONLY IN CROATIA

ASK ITEM 30 ONLY IN TURKISH CYPRIOT COMMUNITY

POSER ITEM 26 UNIQUEMENT EN BULGARIE

POSER ITEM 27 UNIQUEMENT EN ROUMANIE

POSER ITEM 28 UNIQUEMENT EN TURQUIE

POSER ITEM 29 UNIQUEMENT EN CROATIE

POSER ITEM 30 UNIQUEMENT EN COMMUNAUTE TURQUE CHYPRIOTE

Q1 What is your nationality? Please tell me the country(ies) that applies(y).

(MULTIPLE ANSWERS POSSIBLE)

| | |
|--|-----|
| Belgium | 1, |
| Denmark | 2, |
| Germany | 3, |
| Greece | 4, |
| Spain | 5, |
| France | 6, |
| Ireland | 7, |
| Italy | 8, |
| Luxembourg | 9, |
| Netherlands | 10, |
| Portugal | 11, |
| United Kingdom (Great Britain, Northern Ireland) | 12, |
| Austria | 13, |
| Sweden | 14, |
| Finland | 15, |
| Republic of Cyprus | 16, |
| Czech Republic | 17, |
| Estonia | 18, |
| Hungary | 19, |
| Latvia | 20, |
| Lithuania | 21, |
| Malta | 22, |
| Poland | 23, |
| Slovakia | 24, |
| Slovenia | 25, |
| Bulgaria | 26, |
| Romania | 27, |
| Turkey | 28, |
| Croatia | 29, |
| Cyprus (Turkish Cypriot Community) | 30, |
| Other countries | 31, |
| DK | 32, |

Q1 Quelle est votre nationalité ? Veuillez indiquer le(s) pays qui s'applique(nt).

(PLUSIEURS REPONSES POSSIBLES)

| | |
|--|-----|
| Belgique | 1, |
| Danemark | 2, |
| Allemagne | 3, |
| Grèce | 4, |
| Espagne | 5, |
| France | 6, |
| Irlande | 7, |
| Italie | 8, |
| Luxembourg | 9, |
| Pays-Bas | 10, |
| Portugal | 11, |
| Royaume-Uni (Grande Bretagne, Irlande du Nord) | 12, |
| Autriche | 13, |
| Suède | 14, |
| Finlande | 15, |
| République de Chypre | 16, |
| République tchèque | 17, |
| Estonie | 18, |
| Hongrie | 19, |
| Lettonie | 20, |
| Lituanie | 21, |
| Malte | 22, |
| Pologne | 23, |
| Slovaquie | 24, |
| Slovénie | 25, |
| Bulgarie | 26, |
| Roumanie | 27, |
| Turquie | 28, |
| Croatie | 29, |
| Chypre (Communauté Turque Chypriote) | 30, |
| Autre pays | 31, |
| NSP | 32, |

EB65.2 Q1 TREND MODIFIED

IF OTHER or DK THEN CLOSE INTERVIEW

QA1 How many countries do you think are currently in the European Union?

(CODE THE SPONTANEOUS ANSWER BELOW – IF "DK" CODE '99')

| | |
|--|--|
| | |
|--|--|

EB65.3 QA1 NEW

EB65.2 Q1 TREND MODIFIE

SI AUTRE ou NSP ALORS FIN D'INTERVIEW

QA1 Combien d'Etats membres pensez-vous que l'Union européenne compte actuellement ?

(CODER LA REPONSE SPONTANEE CI-DESSOUS – SI "NSP" CODER '99')

| | |
|--|--|
| | |
|--|--|

EB65.3 QA1 NOUVEAU

| |
|--|
| |
|--|

| |
|--|
| |
|--|

| | |
|-----|---|
| QA2 | Can you name 5 countries that are said to join the European Union in a near future? |
|-----|---|

| | |
|-----|---|
| QA2 | Pouvez-vous citer 5 pays dont on dit qu'ils pourraient adhérer à l'Union européenne dans un proche avenir ? |
|-----|---|

| |
|--|
| (DO NOT READ OUT – CODE THE SPONTANEOUS ANSWERS BELOW) |
|--|

| |
|---|
| (NE PAS LIRE – CODER LES REPONSES SPONTANEEES CI-DESSOUS) |
|---|

| | |
|---|-----|
| Albania | 1, |
| Algeria | 2, |
| Armenia | 3, |
| Azerbaijan | 4, |
| Belarus | 5, |
| Bosnia and Herzegovina | 6, |
| Bulgaria | 7, |
| Croatia | 8, |
| Cyprus | 9, |
| Czech republic | 10, |
| Egypt | 11, |
| Estonia | 12, |
| Georgia | 13, |
| Hungary | 14, |
| Iceland | 15, |
| Israel | 16, |
| Jordan | 17, |
| Kosovo | 18, |
| Latvia | 19, |
| Lebanon | 20, |
| Libya | 21, |
| Lithuania | 22, |
| Macedonia\ Former Yugoslav Republic of Macedonia | 23, |
| Malta | 24, |
| Moldova | 25, |
| Morocco | 26, |
| Norway | 27, |
| Palestinian territories (the Gaza strip and the West Bank)\ The Palestinian authority | 28, |
| Poland | 29, |
| Romania | 30, |
| Serbia and Montenegro | 31, |
| Slovakia | 32, |
| Slovenia | 33, |
| Switzerland | 34, |
| Syria | 35, |
| Tunisia | 36, |
| Turkey | 37, |
| Ukraine | 38, |

| | |
|--|-----|
| Albanie | 1, |
| Algérie | 2, |
| Arménie | 3, |
| Azerbaïdjan | 4, |
| Biélorussie | 5, |
| Bosnie-Herzégovine | 6, |
| Bulgarie | 7, |
| Croatie | 8, |
| Chypre | 9, |
| République Tchèque | 10, |
| Egypte | 11, |
| Estonie | 12, |
| Géorgie | 13, |
| Hongrie | 14, |
| Islande | 15, |
| Israël | 16, |
| Jordanie | 17, |
| Kosovo | 18, |
| Lettonie | 19, |
| Liban | 20, |
| Libye | 21, |
| Lituanie | 22, |
| Macédoine\ Ancienne république yougoslave de Macédoine | 23, |
| Malte | 24, |
| Moldavie | 25, |
| Maroc | 26, |
| Norvège | 27, |
| Territoires palestiniens (Bande de Gaza et la Cisjordanie)\ L'autorité palestinienne | 28, |
| Pologne | 29, |
| Roumanie | 30, |
| Serbie-Monténégro | 31, |
| Slovaquie | 32, |
| Slovénie | 33, |
| Suisse | 34, |
| Syrie | 35, |
| Tunisie | 36, |
| Turquie | 37, |
| Ukraine | 38, |

| | |
|--------------------------|-----|
| Western Balkans\ Balkans | 39, |
| Others (SPECIFY) | 40 |
| DK | 41 |

EB65.3 NEW

ASK QA2o IF "OTHER" IN QA2

QA2o Please specify which else.

(WRITE DOWN ALL OTHER SPONTANEOUS ANSWERS)

EB65.3 NEW

| | |
|----------------------------------|-----|
| Les Balkans occidentaux\ Balkans | 39, |
| Autres (SPECIFIER) | 40 |
| NSP | 41 |

EB65.3 NOUVEAU

POSER QA2o SI "AUTRE" EN QA2

QA2o Spécifier quel(s) autre(s).

(NOTER EN CLAIR TOUTES LES AUTRES REPONSES)

EB65.3 NOUVEAU

| |
|--|
| |
|--|

| |
|--|
| |
|--|

QA3 Have you ever met anyone from the following countries?

QA3 Avez-vous déjà rencontré quelqu'un des pays suivants ?

(SHOW CARD – READ OUT – MULTIPLE ANSWERS POSSIBLE)

(MONTRER CARTE – LIRE – PLUSIEURS REPONSES POSSIBLES)

| | |
|--|-----|
| Algeria | 1, |
| Armenia | 2, |
| Azerbaijan | 3, |
| Belarus | 4, |
| Egypt | 5, |
| Georgia | 6, |
| Israel | 7, |
| Jordan | 8, |
| Lebanon | 9, |
| Libya | 10, |
| Moldova | 11, |
| Morocco | 12, |
| Palestinian territories (the Gaza strip and the West Bank) | 13, |
| Syria | 14, |
| Tunisia | 15, |
| Ukraine | 16, |
| None of these (SPONTANEOUS) | 17, |
| DK | 18, |

| | |
|--|-----|
| Algérie | 1, |
| Arménie | 2, |
| Azerbaïdjan | 3, |
| Biélorussie | 4, |
| Égypte | 5, |
| Géorgie | 6, |
| Israël | 7, |
| Jordanie | 8, |
| Liban | 9, |
| Libye | 10, |
| Moldavie | 11, |
| Maroc | 12, |
| Territoires palestiniens (Bande de Gaza et la Cisjordanie) | 13, |
| Syrie | 14, |
| Tunisie | 15, |
| Ukraine | 16, |
| Aucun de ces pays (SPONTANE) | 17, |
| NSP | 18, |

EB65.3 NEW

EB65.3 NOUVEAU

| |
|--|
| |
|--|

QA4a For each of the following countries, please tell me if you consider it to be a neighbour of the European Union.

(SHOW CARD – ONE ANSWER PER LINE)

| (READ OUT – ROTATE) | You consider it to be an EU neighbour | You do not consider it to be an EU neighbour | DK |
|---------------------|---------------------------------------|--|----|
|---------------------|---------------------------------------|--|----|

| | | | | |
|---|--|---|---|---|
| 1 | Armenia | 1 | 2 | 3 |
| 2 | Egypt | 1 | 2 | 3 |
| 3 | Israel | 1 | 2 | 3 |
| 4 | Jordan | 1 | 2 | 3 |
| 5 | Moldova | 1 | 2 | 3 |
| 6 | Morocco | 1 | 2 | 3 |
| 7 | Palestinian territories (the Gaza strip and the West Bank) | 1 | 2 | 3 |
| 8 | Tunisia | 1 | 2 | 3 |
| 9 | Ukraine | 1 | 2 | 3 |

EB65.3 NEW

| |
|--|
| |
|--|

QA4a Pour chacun des pays suivants, dites-moi si vous le considérez comme un voisin de l'Union européenne.

(MONTRER CARTE – UNE REPONSE PAR LIGNE)

| (LIRE – ROTATION) | Vous le considérez comme un voisin de l'UE | Vous ne le considérez pas comme un voisin de l'UE | NSP |
|-------------------|--|---|-----|
|-------------------|--|---|-----|

| | | | | |
|---|--|---|---|---|
| 1 | Arménie | 1 | 2 | 3 |
| 2 | Egypte | 1 | 2 | 3 |
| 3 | Israël | 1 | 2 | 3 |
| 4 | Jordanie | 1 | 2 | 3 |
| 5 | Moldavie | 1 | 2 | 3 |
| 6 | Maroc | 1 | 2 | 3 |
| 7 | Territoires palestiniens (Bande de Gaza et la Cisjordanie) | 1 | 2 | 3 |
| 8 | Tunisie | 1 | 2 | 3 |
| 9 | Ukraine | 1 | 2 | 3 |

EB65.3 NOUVEAU

| |
|--|
| |
|--|

| |
|--|
| |
|--|

QA4b And what about these countries, please tell me if you consider it to be a neighbour of the European Union.

QA4b Et pour chacun des pays suivants, dites-moi si vous le considérez comme un voisin de l'Union européenne.

(SHOW CARD – ONE ANSWER PER LINE)

(MONTRER CARTE – UNE REPONSE PAR LIGNE)

| (READ OUT – ROTATE) | You consider it to be an EU neighbour | You do not consider it to be an EU neighbour | DK |
|---------------------|---------------------------------------|--|----|
| | | | |

| (LIRE – ROTATION) | Vous le considérez comme un voisin de l'Union européenne | Vous ne le considérez pas comme un voisin de l'Union européenne | NSP |
|-------------------|--|---|-----|
| | | | |

| | | | | |
|---|------------|---|---|---|
| 1 | Algeria | 1 | 2 | 3 |
| 2 | Belarus | 1 | 2 | 3 |
| 3 | Georgia | 1 | 2 | 3 |
| 4 | Kazakhstan | 1 | 2 | 3 |
| 5 | Lebanon | 1 | 2 | 3 |
| 6 | Libya | 1 | 2 | 3 |
| 7 | Russia | 1 | 2 | 3 |
| 8 | Syria | 1 | 2 | 3 |

| | | | | |
|---|-------------|---|---|---|
| 1 | Algérie | 1 | 2 | 3 |
| 2 | Biélorussie | 1 | 2 | 3 |
| 3 | Géorgie | 1 | 2 | 3 |
| 4 | Kazakhstan | 1 | 2 | 3 |
| 5 | Liban | 1 | 2 | 3 |
| 6 | Libye | 1 | 2 | 3 |
| 7 | Russie | 1 | 2 | 3 |
| 8 | Syrie | 1 | 2 | 3 |

EB65.3 NEW

EB65.3 NOUVEAU

| |
|--|
| |
|--|

| |
|--|
| |
|--|

QA5 Please tell me, for each of the following statements, if you agree or disagree with it.

QA5 Pourriez-vous me dire si vous êtes d'accord ou pas d'accord avec chacune des affirmations suivantes.

(SHOW CARD WITH SCALE – ONE ANSWER PER LINE)

(MONTRER CARTE AVEC ECHELLE – UNE REPONSE PAR LIGNE)

| | (READ OUT) | Totally agree | Tend to agree | Tend to disagree | Totally disagree | DK |
|--|------------|---------------|---------------|------------------|------------------|----|
|--|------------|---------------|---------------|------------------|------------------|----|

| | (LIRE) | Tout à fait d'accord | Plutôt d'accord | Plutôt pas d'accord | Pas du tout d'accord | NSP |
|--|--------|----------------------|-----------------|---------------------|----------------------|-----|
|--|--------|----------------------|-----------------|---------------------|----------------------|-----|

| | | | | | | |
|---|---|---|---|---|---|---|
| 1 | The EU could invite other countries to join in the future but should not enlarge too fast | 1 | 2 | 3 | 4 | 5 |
| 2 | Parallel with the ongoing enlargement process, the EU should offer another type of relationship to other neighbouring countries that does not go as far as EU membership | 1 | 2 | 3 | 4 | 5 |
| 3 | Once the current enlargement process is over, the EU should not have specific relationships with countries outside its borders but instead treat them the same as any other third countries | 1 | 2 | 3 | 4 | 5 |

| | | | | | | |
|---|--|---|---|---|---|---|
| 1 | L'UE pourrait inviter d'autres pays à la rejoindre à l'avenir mais ne devrait pas s'élargir trop vite | 1 | 2 | 3 | 4 | 5 |
| 2 | Parallèlement au processus d'élargissement en cours, l'UE devrait proposer à d'autres pays voisins un autre type de relation qui n'irait pas jusqu'à l'adhésion à l'UE | 1 | 2 | 3 | 4 | 5 |
| 3 | Une fois le processus de l'élargissement achevé, l'UE ne devrait pas avoir de relations spéciales avec des pays en dehors de ses frontières mais devrait au contraire les traiter de la même manière que n'importe quel pays tiers | 1 | 2 | 3 | 4 | 5 |

EB65.3 NEW

EB65.3 NOUVEAU

| |
|--|
| |
|--|

| |
|--|
| |
|--|

QA6 In the following list, which three values best represent the European Union?

QA6 Dans la liste suivante, quelles sont les trois valeurs qui représentent le mieux l'Union européenne ?

(SHOW CARD – READ OUT – MAX. 3 ANSWERS)

(MONTRER CARTE – LIRE – MAX. 3 REponses)

| | |
|--|-----|
| The Rule of law | 1, |
| Respect for human life | 2, |
| Human rights | 3, |
| Individual freedom | 4, |
| Democracy | 5, |
| Peace | 6, |
| Equality | 7, |
| Solidarity and support for others | 8, |
| Tolerance | 9, |
| Market economy | 10, |
| Environmental protection | 11, |
| Respect for other cultures and religions | 12, |
| Economic prosperity | 13, |
| Cultural heritage | 14, |
| None of these (SPONTANEOUS) | 15, |
| DK | 16, |

| | |
|---|-----|
| L'état de droit | 1, |
| Le respect de la vie humaine | 2, |
| Les droits de l'homme | 3, |
| Les libertés individuelles | 4, |
| La démocratie | 5, |
| La paix | 6, |
| L'égalité | 7, |
| La solidarité et l'entraide | 8, |
| La tolérance | 9, |
| L'économie de marché | 10, |
| La protection de l'environnement | 11, |
| Le respect d'autres cultures et des religions | 12, |
| La prospérité économique | 13, |
| L'héritage culturel | 14, |
| Aucune de celles-ci (SPONTANE) | 15, |
| NSP | 16, |

EB65.3 NEW

EB65.3 NOUVEAU

| |
|--|
| |
|--|

| |
|--|
| |
|--|

QA7 Have you ever heard of the European Neighbourhood policy?

QA7 Avez-vous déjà entendu parler de la politique européenne de voisinage ?

| |
|--|
| |
|--|

| |
|--|
| |
|--|

| | |
|-----|---|
| Yes | 1 |
| No | 2 |

| | |
|-----|---|
| Oui | 1 |
| Non | 2 |

EB65.3 NEW

EB65.3 NOUVEAU

After the latest enlargement of the European Union, a separate policy called the "European Neighbourhood Policy" was launched for countries which do not have an accession prospect. This policy aims at creating an area of shared values, stability and prosperity, enhanced cooperation and deeper economic integration with 16 different countries located to the South and to the East of the European Union.

(SHOW MAP WITH ONLY NEIGHBOURS HIGHLIGHTED IN A COLOUR, NO DISTINCTION BETWEEN EU MS, EEA, CANDIDATE AND POTENTIAL CANDIDATES)

Après le dernier élargissement de l'Union européenne, une politique distincte appelée "Politique européenne de voisinage" a été créée pour les pays qui n'ont pas de perspective d'adhésion. Le but de cette politique est de créer un espace de valeurs communes, de stabilité et de prospérité, de coopération accrue et d'intégration économique renforcée avec 16 pays différents situés au Sud et à l'Est de l'Union européenne.

(MONTRER CARTE AVEC LES PAYS VOISINS EN COULEUR, PAS DE DISTINCTIONS ENTRE LES ETATS MEMBRES DE L'UNION EUROPEENNE, LES PAYS DE L'ESPACE ECONOMIQUE EUROPEEN, LES PAYS CANDIDATS ET POTENTIELLEMENT CANDIDATS)

QA8 For each of the following areas, please tell me if you think it is very important, fairly important, not very important or not at all important that the European Union develop specific relationships with these countries with respect to...

(SHOW CARD WITH SCALE – ONE ANSWER PER LINE)

| | (READ OUT) | Very important | Fairly important | Not very important | Not at all important | DK |
|---|-------------------------|----------------|------------------|--------------------|----------------------|----|
| 1 | Immigration | 1 | 2 | 3 | 4 | 5 |
| 2 | Environment | 1 | 2 | 3 | 4 | 5 |
| 3 | Energy | 1 | 2 | 3 | 4 | 5 |
| 4 | Research and innovation | 1 | 2 | 3 | 4 | 5 |
| 5 | Democracy | 1 | 2 | 3 | 4 | 5 |
| 6 | Crime | 1 | 2 | 3 | 4 | 5 |
| 7 | Economic development | 1 | 2 | 3 | 4 | 5 |
| 8 | Education and training | 1 | 2 | 3 | 4 | 5 |
| 9 | Terrorism | 1 | 2 | 3 | 4 | 5 |

EB65.3 NEW

QA8 Pourriez-vous me dire si vous pensez qu'il est très important, plutôt important, plutôt pas important ou pas du tout important que l'Union européenne développe des relations spéciales avec ces pays en matière de ...

(MONTRER CARTE AVEC ECHELLE – UNE REponse PAR LIGNE)

| | (LIRE) | Très important | Plutôt important | Plutôt pas important | Pas du tout important | NSP |
|---|--------------------------|----------------|------------------|----------------------|-----------------------|-----|
| 1 | Immigration | 1 | 2 | 3 | 4 | 5 |
| 2 | Environnement | 1 | 2 | 3 | 4 | 5 |
| 3 | Energie | 1 | 2 | 3 | 4 | 5 |
| 4 | Recherche et innovation | 1 | 2 | 3 | 4 | 5 |
| 5 | Démocratie | 1 | 2 | 3 | 4 | 5 |
| 6 | Criminalité | 1 | 2 | 3 | 4 | 5 |
| 7 | Développement économique | 1 | 2 | 3 | 4 | 5 |
| 8 | Education et formation | 1 | 2 | 3 | 4 | 5 |
| 9 | Terrorisme | 1 | 2 | 3 | 4 | 5 |

EB65.3 NOUVEAU

(SHOW MAP WITH ONLY NEIGHBOURS HIGHLIGHTED IN A COLOUR, NO DISTINCTION BETWEEN EU MS, EEA, CANDIDATE AND POTENTIAL CANDIDATES)

(MONTRER CARTE AVEC LES PAYS VOISINS EN COULEUR, PAS DE DISTINCTIONS ENTRE LES ETATS MEMBRES DE L'UNION EUROPEENNE, LES PAYS DE L'ESPACE ECONOMIQUE EUROPEEN, LES PAYS CANDIDATS ET POTENTIELLEMENT CANDIDATS)

QA9a Please tell me if you agree or disagree with each of the following statements concerning European Union neighbouring countries shown on this map.

QA9a Pourriez-vous me dire si vous êtes d'accord ou pas d'accord avec chacune des propositions suivantes concernant les pays voisins de l'Union européenne représentés sur cette carte.

(SHOW CARD WITH SCALE – ONE ANSWER PER LINE)

(MONTRER CARTE AVEC ECHELLE – UNE REponse PAR LIGNE)

| | (READ OUT – ROTATE) | Totally agree | Tend to agree | Tend to disagree | Totally disagree | DK |
|---|---|---------------|---------------|------------------|------------------|----|
| 1 | Those countries share most of our values | 1 | 2 | 3 | 4 | 5 |
| 2 | Helping those countries will reduce the risk of war and conflicts in Europe | 1 | 2 | 3 | 4 | 5 |
| 3 | The EU can help, where necessary, to promote democracy in those countries | 1 | 2 | 3 | 4 | 5 |
| 4 | Working closely with those countries will reduce illegal immigration into the EU | 1 | 2 | 3 | 4 | 5 |
| 5 | The EU should reduce its relations with the neighbouring countries that show no willingness to progress | 1 | 2 | 3 | 4 | 5 |
| 6 | Promoting reforms in those countries could endanger our own peace and stability | 1 | 2 | 3 | 4 | 5 |
| 7 | The majority of those countries are willing to co-operate with the EU to reform themselves | 1 | 2 | 3 | 4 | 5 |

| | (LIRE – ROTATION) | Tout à fait d'accord | Plutôt d'accord | Plutôt pas d'accord | Pas du tout d'accord | NSP |
|---|---|----------------------|-----------------|---------------------|----------------------|-----|
| 1 | Ces pays partagent la plupart de nos valeurs | 1 | 2 | 3 | 4 | 5 |
| 2 | Aider ces pays réduira le risque de guerre et de conflits en Europe | 1 | 2 | 3 | 4 | 5 |
| 3 | L'UE peut aider à promouvoir la démocratie dans ces pays lorsque cela est nécessaire | 1 | 2 | 3 | 4 | 5 |
| 4 | Une coopération étroite avec ces pays réduira l'immigration clandestine vers l'UE | 1 | 2 | 3 | 4 | 5 |
| 5 | L'UE devrait réduire ses relations avec les pays voisins qui ne montrent pas de volonté de progresser | 1 | 2 | 3 | 4 | 5 |
| 6 | Encourager des réformes dans ces pays pourrait mettre en péril notre propre paix et stabilité | 1 | 2 | 3 | 4 | 5 |
| 7 | La majorité de ces pays sont prêts à coopérer avec l'UE pour conduire des réformes chez eux | 1 | 2 | 3 | 4 | 5 |

EB65.3 NEW

EB65.3 NOUVEAU

(SHOW MAP WITH ONLY NEIGHBOURS HIGHLIGHTED IN A COLOUR, NO DISTINCTION BETWEEN EU MS, EEA, CANDIDATE AND POTENTIAL CANDIDATES)

(MONTRER CARTE AVEC LES PAYS VOISINS EN COULEUR, PAS DE DISTINCTIONS ENTRE LES ETATS MEMBRES DE L'UNION EUROPEENNE, LES PAYS DE L'ESPACE ECONOMIQUE EUROPEEN, LES PAYS CANDIDATS ET POTENTIELLEMENT CANDIDATS)

QA9b And do you agree or disagree with each of the following statements about European Union neighbouring countries shown on this map?

QA9b Et pourriez-vous me dire si vous êtes d'accord ou pas d'accord avec chacune des propositions suivantes sur les pays voisins de l'Union européenne représentés sur cette carte.

(SHOW CARD WITH SCALE – ONE ANSWER PER LINE)

(MONTRER CARTE AVEC ECHELLE – UNE REPOSE PAR LIGNE)

| (READ OUT) | Totally agree | Tend to agree | Tend to disagree | Totally disagree | DK |
|------------|---------------|---------------|------------------|------------------|----|
|------------|---------------|---------------|------------------|------------------|----|

| (LIRE) | Tout à fait d'accord | Plutôt d'accord | Plutôt pas d'accord | Pas du tout d'accord | NSP |
|--------|----------------------|-----------------|---------------------|----------------------|-----|
|--------|----------------------|-----------------|---------------------|----------------------|-----|

| | | | | | | |
|---|---|---|---|---|---|---|
| 1 | Helping those countries to prosper will ensure EU's prosperity | 1 | 2 | 3 | 4 | 5 |
| 2 | Helping those countries will be very expensive to the EU | 1 | 2 | 3 | 4 | 5 |
| 3 | Helping those countries will enable our companies to expand into new markets | 1 | 2 | 3 | 4 | 5 |
| 4 | In order to help those countries, we should give them easier access to EU markets | 1 | 2 | 3 | 4 | 5 |

| | | | | | | |
|---|---|---|---|---|---|---|
| 1 | En aidant ces pays à prospérer, nous assurons la prospérité de l'UE | 1 | 2 | 3 | 4 | 5 |
| 2 | Aider ces pays coûtera très cher à l'UE | 1 | 2 | 3 | 4 | 5 |
| 3 | Aider ces pays permettra à nos entreprises d'accéder à de nouveaux marchés | 1 | 2 | 3 | 4 | 5 |
| 4 | Afin d'aider ces pays, nous devrions leur faciliter l'accès au marché de l'UE | 1 | 2 | 3 | 4 | 5 |

EB65.3 NEW

EB65.3 NOUVEAU

(SHOW MAP WITH ONLY NEIGHBOURS HIGHLIGHTED IN A COLOUR, NO DISTINCTION BETWEEN EU MS, EEA, CANDIDATE AND POTENTIAL CANDIDATES)

(MONTRER CARTE AVEC LES PAYS VOISINS EN COULEUR, PAS DE DISTINCTIONS ENTRE LES ETATS MEMBRES DE L'UNION EUROPEENNE, LES PAYS DE L'ESPACE ECONOMIQUE EUROPEEN, LES PAYS CANDIDATS ET POTENTIELLEMENT CANDIDATS)

QA10 How interested are you in what is happening in countries neighbouring the European Union? Are you...?

QA10 Dans quelle mesure êtes-vous intéressé(e) par ce qui se passe dans les pays voisins de l'Union européenne ? Etes-vous ... ?

(READ OUT – ONE ANSWER ONLY)

(LIRE – UNE SEULE REPONSE)

| | |
|-----------------------|---|
| Very interested | 1 |
| Fairly interested | 2 |
| Not very interested | 3 |
| Not at all interested | 4 |
| DK | 5 |

| | |
|--------------------------|---|
| Très intéressé(e) | 1 |
| Plutôt intéressé(e) | 2 |
| Plutôt pas intéressé(e) | 3 |
| Pas du tout intéressé(e) | 4 |
| NSP | 5 |

EB65.3 NEW

EB65.3 NOUVEAU

SD1 In general, would you say that the European Union has very good, fairly good, fairly bad or very bad relations with neighbouring countries?

SD1 En général, diriez-vous que l'Union européenne a de très bonnes, plutôt bonnes, plutôt mauvaises ou très mauvaises relations avec ses pays voisins ?

| | |
|--|---|
| Very good | 1 |
| Fairly good | 2 |
| Fairly bad | 3 |
| Very bad | 4 |
| Does not have any relationship with neighbouring countries (SPONTANEOUS) | 5 |
| DK | 6 |

| | |
|---|---|
| Très bonnes | 1 |
| Plutôt bonnes | 2 |
| Plutôt mauvaises | 3 |
| Très mauvaises | 4 |
| N'a pas de relations avec ses pays voisins (SPONTANE) | 5 |
| NSP | 6 |

EB65.3 NEW

EB65.3 NOUVEAU

ASK ALL

A TOUS

Let's move on to another topic

Parlons maintenant d'un autre sujet.

D10 Gender.

D10 Sexe du répondant.

| | |
|--------|---|
| Male | 1 |
| Female | 2 |

| | |
|-------|---|
| Homme | 1 |
| Femme | 2 |

EB65.2 D10

EB65.2 D10

D11 How old are you?

D11 Quel est votre âge ?

EB65.2 D11

EB65.2 D11

ASK QE ONLY IN BG, RO, TR and HR

POSER QE UNIQUEMENT EN BG, RO, TR et HR

ASK D15b ONLY IF NOT DOING ANY PAID WORK CURRENTLY, CODES 1 to 4 in D15a

POSER D15B SEULEMENT SI PAS D'ACTIVITE ACTUELLE, CODES 1 à 4 en D15a

D15a What is your current occupation?

D15a Quelle est votre profession actuelle ?

D15b Did you do any paid work in the past? What was your last occupation?

D15b Exerciez-vous une activité professionnelle rémunérée auparavant ? Laquelle en dernier lieu ?

| | D15a CURRENT OCCUPATION | D15b LAST OCCUPATION |
|--|-------------------------------|----------------------------|
| NON-ACTIVE | | |
| Responsible for ordinary shopping and looking after the home, or without any current occupation, not working | 1 | |
| Student | 2 | |
| Unemployed or temporarily not working | 3 | |
| Retired or unable to work through illness | 4 | |
| SELF EMPLOYED | | |
| Farmer | 5 | 5 |
| Fisherman | 6 | 6 |
| Professional (lawyer, medical practitioner, accountant, architect, etc.) | 7 | 7 |
| Owner of a shop, craftsmen, other self-employed person | 8 | 8 |
| Business proprietors, owner (full or partner) of a company | 9 | 9 |
| EMPLOYED | | |
| Employed professional (employed doctor, lawyer, accountant, architect) | 10 | 10 |
| General management, director or top management (managing directors, director general, other director) | 11 | 11 |
| Middle management, other management (department head, junior manager, teacher, technician) | 12 | 12 |
| Employed position, working mainly at a desk | 13 | 13 |
| Employed position, not at a desk but travelling (salesmen, driver, etc.) | 14 | 14 |
| Employed position, not at a desk, but in a service job (hospital, restaurant, police, fireman, etc.) | 15 | 15 |
| Supervisor | 16 | 16 |

| | D15a PROFESSION ACTUELLE | D15b PROFESSION PRECEDETE |
|--|--------------------------------|---------------------------------|
| INACTIFS | | |
| En charge des achats courants et des tâches ménagères ou sans aucune activité professionnelle | 1 | |
| Etudiants | 2 | |
| Au chômage \ temporairement sans emploi | 3 | |
| A la retraite ou en congé de maladie prolongé | 4 | |
| INDEPENDANTS | | |
| Agriculteur exploitant | 5 | 5 |
| Pêcheur | 6 | 6 |
| Profession libérale (avocat, médecin, expert comptable, architecte, etc.) | 7 | 7 |
| Commerçant ou propriétaire d'un magasin, artisan ou autre travailleur indépendant | 8 | 8 |
| Industriel, propriétaire (en tout ou en partie) d'une entreprise | 9 | 9 |
| SALARIES | | |
| Profession libérale salariée (docteur, avocat, comptable, architecte, etc.) | 10 | 10 |
| Cadre supérieur \ dirigeant (PDG\DG, Directeur, etc.) | 11 | 11 |
| Cadre moyen | 12 | 12 |
| Employé travaillant la plupart du temps dans un bureau | 13 | 13 |
| Employé ne travaillant pas dans un bureau mais voyageant (vendeur, chauffeur, représentant, etc.) | 14 | 14 |
| Employé ne travaillant pas dans un bureau mais ayant une fonction de service (hôpital, restaurant, police, pompiers, etc.) | 15 | 15 |
| Contremaître, agent de maîtrise | 16 | 16 |

| | | |
|--|----|----|
| Skilled manual worker | 17 | 17 |
| Other (unskilled) manual worker, servant | 18 | 18 |
| | | |
| NEVER DID ANY PAID WORK | | 19 |

EB65.2 D15a D15b

| | | |
|---|----|----|
| Ouvrier qualifié | 17 | 17 |
| Autre ouvrier (non qualifié), personnel de maison | 18 | 18 |
| | | |
| N'A JAMAIS EXERCE D'ACTIVITE PROFESSIONNELLE REMUNEREE | | 19 |

EB65.2 D15a D15b

NO QUESTION D9

PAS DE QUESTION D9

NO QUESTION D12 TO D14

PAS DE QUESTIONS D12 A D14

NO QUESTIONS D16 TO D24

PAS DE QUESTIONS D16 A D24

D25 Would you say you live in a...?

D25 Diriez-vous que vous vivez ... ?

(READ OUT)

(LIRE)

| | |
|----------------------------|---|
| Rural area or village | 1 |
| Small or middle sized town | 2 |
| Large town | 3 |
| DK | 4 |

| | |
|----------------------------------|---|
| Dans une commune rurale | 1 |
| Dans une ville petite ou moyenne | 2 |
| Dans une grande ville | 3 |
| NSP | 4 |

EB65.2 D25

EB65.2 D25

NO QUESTIONS D26 TO D39

PAS DE QUESTIONS D26 A D39

D40a Could you tell me how many people aged 15 years or more live in your household, yourself included?

D40a Pouvez-vous me dire combien de personnes âgées de 15 ans et plus vivent dans votre foyer, y compris vous-même ?

INT.: READ OUT - WRITE DOWN)

(ENQ. : LIRE - NOTER EN CLAIR)

EB65.2 D40a

EB65.2 D40a

D40b Could you tell me how many children less than 10 years old live in your household?

D40b Pouvez-vous me dire combien d'enfants de moins de 10 ans vivent dans votre foyer ?

INT.: READ OUT - WRITE DOWN)

ENQ. : LIRE - NOTER EN CLAIR)

EB65.2 D40b

EB65.2 D40b

D40c Could you tell me how many children aged 10 to 14 years old live in your household?

D40c Pouvez-vous me dire combien d'enfants de 10 à 14 ans vivent dans votre foyer ?

INT.: READ OUT - WRITE DOWN)

ENQ. : LIRE - NOTER EN CLAIR)

EB65.2 D40c

EB65.2 D40c

D41 You personally, were you born...?

(SHOW CARD - READ OUT - ONE ANSWER ONLY)

| | |
|--|---|
| In (OUR COUNTRY) | 1 |
| In another Member Country of the European Union | 2 |
| In Europe, but not in a Member Country of the European Union | 3 |
| In Asia, in Africa or in Latin America | 4 |
| In Northern America, in Japan or in Oceania | 5 |
| Refusal (SPONTANEOUS) | 6 |

EB65.2 D41

D41 Vous-même, êtes-vous né(e) ?

(MONTRER CATRE - LIRE - UNE SEULE REPONSE)

| | |
|---|---|
| En (NOTRE PAYS) | 1 |
| Dans un autre Etat membre de l'Union européenne | 2 |
| En Europe, mais pas dans un Etat membre de l'Union européenne | 3 |
| En Asie, en Afrique ou en Amérique latine | 4 |
| En Amérique du Nord, au Japon ou en Océanie | 5 |
| Refus (SPONTANE) | 6 |

EB65.2 D41

D42 Which of these proposals corresponds to your situation?

(SHOW CARD - READ OUT - ONE ANSWER ONLY)

| | |
|--|---|
| Your mother and your father were born in (OUR COUNTRY) | 1 |
| One of your parents was born in (OUR COUNTRY) and the other was born in another Member State of the European Union | 2 |
| Your mother and your father were born in another Member State of the European Union | 3 |
| One of your parents was born in (OUR COUNTRY) and the other was born outside of the European Union | 4 |
| Your mother and your father were born outside the European Union | 5 |
| DK\Refusal (SPONTANEOUS) | 6 |

EB65.2 D42

D42 Laquelle de ces propositions correspond à votre situation ?

(MONTRER CATRE - LIRE - UNE SEULE REPONSE)

| | |
|--|---|
| Votre mère et votre père sont nés en (NOTRE PAYS) | 1 |
| L'un de vos parents est né en (NOTRE PAYS) et l'autre est né dans un autre Etat membre de l'Union européenne | 2 |
| Votre mère et votre père sont nés dans un autre Etat membre de l'Union européenne | 3 |
| Un de vos parents est né en (NOTRE PAYS) et l'autre est né en dehors de l'Union européenne | 4 |
| Votre père et votre mère sont nés en dehors de l'Union européenne | 5 |
| NSP \ Refus (SPONTANE) | 6 |

EB65.2 D42

D43a Do you own a fixed telephone in your household?

D43a Possédez-vous un téléphone fixe dans votre foyer ?

D43b Do you own a personal mobile telephone?

D43b Possédez-vous un téléphone mobile\ GSM\ portable personnel ?

| | D43a | D43b |
|-----|-------|--------|
| | Fixed | Mobile |
| Yes | 1 | 1 |
| No | 2 | 2 |

EB65.2 D43a D43b

| | D43a | D43b |
|-----|------|--------|
| | Fixe | Mobile |
| Oui | 1 | 1 |
| Non | 2 | 2 |

EB65.2 D43a D43b

| |
|--|
| |
|--|

| |
|--|
| |
|--|

D44 Do you consider yourself to be...?

D44 Vous-même, vous considérez-vous comme étant ... ?

(DO NOT READ - SHOW CARD - PRECODED LIST - ONE ANSWER ONLY)

(NE PAS LIRE - MONTRER CARTE - LISTE PRE-CODEE - UNE SEULE REPONSE)

| | |
|-----------------------|----|
| Catholic | 1 |
| Orthodox | 2 |
| Protestant | 3 |
| Other Christian | 4 |
| Jewish | 5 |
| Muslim | 6 |
| Sikh | 7 |
| Buddhist | 8 |
| Hindu | 9 |
| Atheist | 10 |
| Non believer/Agnostic | 11 |
| Other (SPONTANEOUS) | 12 |
| DK | 13 |

| | |
|--------------------------|----|
| Catholique | 1 |
| Orthodoxe | 2 |
| Protestant | 3 |
| Autre chrétien | 4 |
| Juif | 5 |
| Musulman | 6 |
| Sikh | 7 |
| Bouddhiste | 8 |
| Hindouiste | 9 |
| Athéiste | 10 |
| Non croyant \ agnostique | 11 |
| Autre (SPONTANE) | 12 |
| NSP | 13 |

EB65.2 D44

EB65.2 D44

| |
|--|
| |
|--|

| |
|--|
| |
|--|

D45 Apart from weddings or funerals, about how often do you attend religious services?

D45 A part les mariages ou les funérailles, tous les combien assistez-vous à une cérémonie \ un service religieux ?

(SHOW CARD - READ OUT - ONE ANSWER ONLY)

(MONTRER CARTE - LIRE - UNE SEULE REPONSE)

| | |
|---------------------------|---|
| More than once a week | 1 |
| Once a week | 2 |
| About once a month | 3 |
| About each 2 or 3 month | 4 |
| Only on special holy days | 5 |
| About once a year | 6 |
| Less often | 7 |
| Never | 8 |
| DK | 9 |

| | |
|--|---|
| Plus d'une fois par semaine | 1 |
| Une fois par semaine | 2 |
| Environ une fois par mois | 3 |
| Environ tous les 2 ou 3 mois | 4 |
| Seulement lors de fêtes \ jours religieux spéciaux | 5 |
| Environ une fois par an | 6 |
| Moins souvent | 7 |
| Jamais | 8 |
| NSP | 9 |

EB65.2 D45

EB65.2 D45

| |
|--|
| |
|--|

| |
|--|
| |
|--|

D46 Which of the following goods do you have?

D46 Parmi les biens suivants, lesquels possédez-vous ?

(SHOW CARD - READ OUT - SEVERAL ANSWERS POSSIBLE)

(MONTRER CARTE - LIRE - PLUSIEURS REPONSES POSSIBLES)

| | |
|---|-----|
| Television | 1, |
| DVD player | 2, |
| Music CD player | 3, |
| Computer | 4, |
| An Internet connection at home | 5, |
| A car | 6, |
| An apartment \ a house which you have finished paying for | 7, |
| An apartment \ a house which you are paying for | 8, |
| None (SPONTANEOUS) | 9, |
| DK | 10, |

| | |
|---|-----|
| Une télévision | 1, |
| Un lecteur DVD | 2, |
| Un lecteur CD audio | 3, |
| Un ordinateur | 4, |
| Une connexion Internet à la maison | 5, |
| Une voiture | 6, |
| Un appartement \ Une maison que vous avez fini de payer | 7, |
| Un appartement \ Une maison que vous êtes en train de payer | 8, |
| Aucun (SPONTANE) | 9, |
| NSP | 10, |

EB65.2 D46

EB65.2 D46

INTERVIEW PROTOCOLE

PROTOCOLE D'INTERVIEW

P1 DATE OF INTERVIEW

P1 DATE DE L'INTERVIEW

DAY MONTH

JOUR MOIS

EB65.2 P1

EB65.2 P1

P2 TIME OF THE BEGINNING OF THE INTERVIEW

P2 HEURE DU DEBUT DE L'INTERVIEW

(INT.:USE 24 HOUR CLOCK)

(ENQ. : DE 0 A 23 HEURE)

HOUR MINUTES

HEURE MINUTES

EB65.2 P2

EB65.2 P2

P3 NUMBER OF MINUTES THE INTERVIEW LASTED

P3 DUREE DE L'INTERVIEW EN MINUTES

MINUTES

MINUTES

EB65.2 P3

EB65.2 P3

P4 Number of persons present during the interview, including interviewer

P4 Nombre de personnes présentes pendant l'interview, l'enquêteur inclus.

| | |
|----------------------------------|---|
| Two (interviewer and respondent) | 1 |
| Three | 2 |
| Four | 3 |
| Five or more | 4 |

| | |
|------------------------------------|---|
| Deux (l'enquêteur et le répondant) | 1 |
| Trois | 2 |
| Quatre | 3 |
| Cinq et plus | 4 |

EB65.2 P4

EB65.2 P4

P5 Respondent cooperation

P5 Coopération du répondant

| | |
|-----------|---|
| Excellent | 1 |
| Fair | 2 |
| Average | 3 |
| Bad | 4 |

| | |
|------------|---|
| Excellente | 1 |
| Bonne | 2 |
| Moyenne | 3 |
| Médiocre | 4 |

EB65.2 P5

EB65.2 P5

P6 | Size of locality

(LOCAL CODES)

EB65.2 P6

P6 | Catégorie d'habitat

(CODES LOCAUX)

EB65.2 P6

P7 | Region

(LOCAL CODES)

EB65.2 P7

P7 | Région

(CODES LOCAUX)

EB65.2 P7

P8 | Postal code

EB65.2 P8

P8 | Code postal

EB65.2 P8

P9 | Sample point number

EB65.2 P9

P9 | N° point de chute

EB65.2 P9

P10 | Interviewer number

EB65.2 P10

P10 | N° enquêteur

EB65.2 P10

P11 | Weighting factor

EB65.2 P11

P11 | Facteur de pondération

EB65.2 P11

ASK ONLY in LU, BE, ES, FI, EE, LV, MT and TR

POSER UNIQUEMENT en LU, BE, ES, FI, EE, LV, MT et TR

P13 Language of interview

P13 Langue de l'interview

| | |
|------------|---|
| Language 1 | 1 |
| Language 2 | 2 |
| Language 3 | 3 |

| | |
|----------|---|
| Langue 1 | 1 |
| Langue 2 | 2 |
| Langue 3 | 3 |

EB65.2 P13

EB65.2 P13